

IH225R-VID - FLAME DETECTOR WITH VISUAL SIGNAL

fladet series...IH225R-VID Flame detector with visual signal. The detector is specially designed to use in areas, where smoke and heat detectors are less effective. The optical sensor provides the required visual conformation. It also provides data for analyzing the incidents. The detector makes use of both UV & IR sensors to identify the fire. It detects multiple spectral sensitivity corresponding to the fire. The intelligent signal processing enables the detector to distinguish between false source and real fire. The visual signal can be connected to suitable display unit.

APPLICATIONS

- ▶ Remote location areas which is not accessed frequently.
- ▶ Machinery production line.
- ▶ Storage area.
- ▶ Atriums.
- ▶ High roof areas
- ▶ Ware-houses.
- ▶ Fire Pump House.
- ▶ Fuel storage areas
- ▶ Outdoor or Semi outdoor areas
- ▶ Underground cellars

ADVANTAGES

- ▶ Quick response to flaming fires.
- ▶ Easy to install, operate & maintain - No special training & skill is required.
- ▶ 4 Range of sensitivity selection.
- ▶ Rugged model suitable to use in Outdoor non-hazardous areas.
- ▶ No false or nuisance alarms.
- ▶ Visual indication for alarm/normal condition.
- ▶ Readily used in environment, where other types of detectors are unsuitable.
- ▶ Suitable to connect with any standard conventional fire alarm system / addressable fire alarm system.



DETECTOR SENSITIVITY

fladet - IH225R-VID Flame Detector can detect 1 sq.ft fire at 25mtrs. **TESTED TO CONFIRM THAT**, the detector can detect maximum of 50mm dia (0.0218 sq.ft) N-Heptane flame at 3 mtr in straight line, within 10 seconds.

The visual signal can cover distance of upto 25 mtrs.

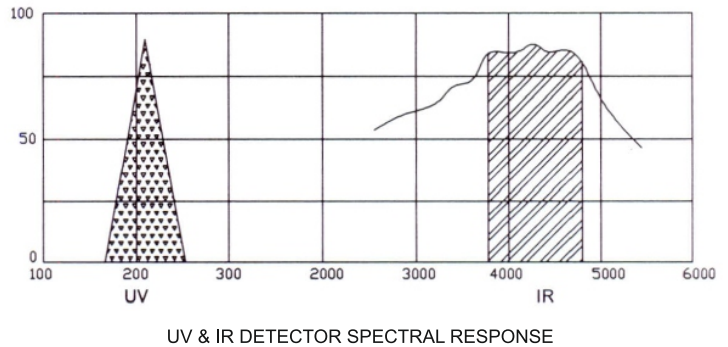
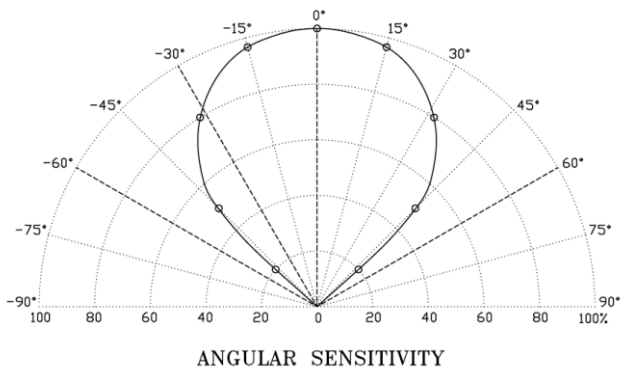
The response time of the detector depends on the size of fire, fuel type and distance of the fire source. Smaller fires and greater distances normally require more response time.

AREA COVERAGE

It has an angular coverage with cone of vision of 90°. Each detector can be considered to protect 300 m² to 400 m² area.

However, any obstructions in the view path shall also be considered while installing the detector.



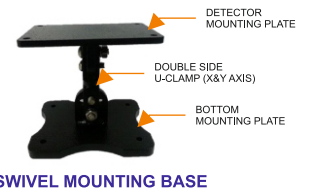
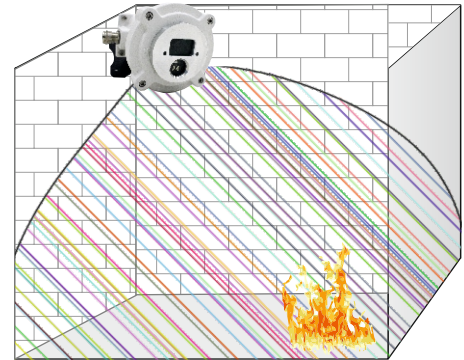


TECHNICAL SPECIFICATION - PART NO : IH225R - VID

01. BRAND NAME	fladet Series...
02. MANUFACTURER	AGNI CONTROLS, CHENNAI
03. QUIESCENT CURRENT	< 150 mA
04. ALARM CURRENT	< 200 mA
05. RELAY CONTACT RATING	1A AT 24VDC, 0.5A AT 120 VAC
06. CABLE ENTRY	M20 X 1.5 - 3 Nos
07. PROTECTION CLASS	IP-66
08. SENSING ELEMENT	UV & IR
09. RANGE	UV : 185-260 nm IR : 3000-5000 nm
10. INDICATION	NORMAL - FLICKERING GREEN LED FIRE - RED LED
11. OPERATING TEMPERATURE	-20 Deg.C to +60 Deg.C
12. SUPPLY	24 VDC ± 20% (RESETTABLE)
13. OUTPUT	1. ONE SET OF 'NO-COM-NC' CONTACT FOR FIRE + ONE SET OF DUPLICATE 'NO-COM-NC' CONTACT. 2. ONE SET OF 'NO-COM-NC' CONTACT FOR FAULT + ONE SET OF DUPLICATE 'NO-COM-NC' CONTACT. 3. ONE HIGH DEFINITION IMAGE OUTPUT TERMINAL.
14. MATERIAL	CAST ALUMINIUM LM6
15. ANGLE OF VIEW	90°
16. MAX. VIEWING DISTANCE	25m
17. SENSITIVITY SELECTION	RANGE OF SELECTION, (a) LOW SENSITIVITY - 1 (b) NORMAL SENSITIVITY (DEFAULT SETTING) - 2 (c) HIGH SENSITIVITY - 3 (d) VERY HIGH SENSITIVITY - 4
18. APPROVAL / CONFIRMATION / CERTIFICATION	1. IP PROTECTION CERTIFIED BY ETDC 2. CONFIRMING REQUIREMENT TO EN 54-10 3. CONFIRMING REQUIREMENT TO IS-2189 4. CONFIRMING REQUIREMENT TO FM STANDARDS CLASS NO.3260

INSTALLATION CONSIDERATION

1. Detector must be installed in such a way that no obstruction is on the way of sight of the detector.
2. Detector to be mounted focusing the possible fire risk area.



SWIVEL MOUNTING BASE

MAINTENANCE & INSPECTION

To ensure maximum detector sensitivity, keep the surface of the optical filter (detector eye) free from dirt or other contaminants at all times. Inbuilt air purging provision is available for maintenance purpose.

PACKING SIZE : 290 (L) X 165 (B) X 185 (H) (ALL IN MM)
PACKING WEIGHT : 4 KG. MAX.

ACCESSORIES

1. SWIVEL MOUNTING BASE - IH-MB-01-XY - 01 NO.
2. CABLE GLANDS - 2 NOS.
3. USER MANUAL

NOTE:
This product is designed for fire detection purpose as part of Fire Alarm System. It is not recommended to use for other purpose.

ISO 9001: 2015
CERTIFIED
COMPANY

DOC.NO: I-MK-3.6-039, REV-02
REVISED AS ON AUG 2025

M/s. AGNI CONTROLS,

No :1, 6th street, Dr.Subbarayan Nagar, Kodambakkam,
Chennai - 600024, India
PH : +91-44-24812420, +91 7448914999
E-mail : marketing@agnicontrols.com
Website : www.balafire.com

Important :

This document is not intended to be used for installation purposes. Specifications are subject to change without prior notice.